

GARCIA HAMILTON & ASSOCIATES, L.P.

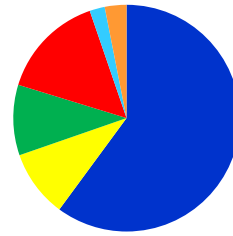
FIXED INCOME – GOVERNMENT/CREDIT

FIRM BACKGROUND

Garcia Hamilton & Associates, L.P. (GH&A) was founded in 1988 and is located in Houston, Texas. We offer high-quality fixed income strategies for institutional clients through separate accounts, mutual funds, a collective and a commingled fund. Our client base includes public funds, jointly trusteeed plans, endowments and corporations. The firm is an ESG/RI Manager and a Principles for Responsible Investment (PRI) signatory. GH&A presently manages over \$17 billion in assets. The firm is 100% employee-owned by 14 partners, with 90% held by minority and women partners, approximately 65% held by minorities, and is certified as an MBE firm.

CLIENT TYPE


\$ Millions



As of 6/30/2021

| | | |
|----------------------|-----|----------|
| Public | 60% | \$10,415 |
| Jointly Trusteed | 10% | \$1,665 |
| Endowment/Foundation | 10% | \$1,741 |
| Corporate | 15% | \$2,597 |
| Mutual Fund | 2% | \$379 |
| Other | 3% | \$535 |


INVESTMENT TEAM PARTNERS




GILBERT ANDREW GARCIA, CFA
Managing Partner
Year Hired: 2002



KAREN H. TASS, CFA
Portfolio Manager
Year Hired: 2010




NANCY RODRIGUEZ
Portfolio Manager
Year Hired: 1998



JEFFREY D. DETWILER, CFA, AAMS
Portfolio Manager
Year Hired: 2007



YVETTE M. DUEÑAS
Portfolio Manager
Year Hired: 2016



BENJAMIN D. MONKIEWICZ
Portfolio Manager
Year Hired: 2010




DON ELSENBROCK
Portfolio Manager, Strategist
Year Hired: 2014


CLIENT SERVICE PARTNERS



JANNA HAMILTON
Marketing and Client Services
Year Hired: 1994



RUBY MUÑOZ DANG
Director of Client Services
Year Hired: 1995




STEPHANIE J. ROBERTS
Client Services
Year Hired: 2000




MORGAN DOYLE
Client Relations Manager
Year Hired: 2014

ADMINISTRATIVE PARTNERS



KEVIN LUNDAY, CPA
Chief Operating Officer
Year Hired: 2007



BETH L. MCWILLIAMS
Chief Compliance Officer
Year Hired: 1994



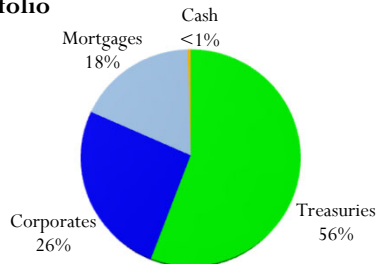
GARY MONTGOMERY
Systems Manager
Year Hired: 2007

FIXED INCOME – GOVERNMENT/CREDIT

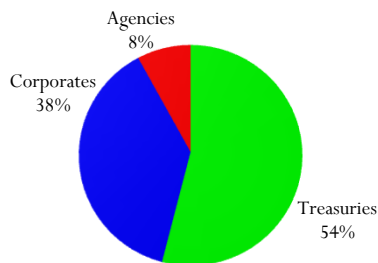
REPRESENTATIVE PORTFOLIO CHARACTERISTICS

As of June 30, 2021

Portfolio



Bloomberg Barclays US Government/Credit



FIXED INCOME PHILOSOPHY

GH&A's fixed income philosophy is based on three core principles: preserving principal, maintaining liquidity, and providing high current income. This philosophy is integral to the Fixed Income – Government/Credit product which is a U.S. broad market strategy that is benchmarked to the Bloomberg Barclays US Government/Credit Index. The objective for this product is to outperform the benchmark net of fees utilizing a higher credit quality profile than the Index. The primary strategy to achieve this objective is through controlled interest rate anticipation, active sector rotation, and yield curve management.

GH&A employs a top-down approach in its fixed income portfolio construction. A broad fundamental analysis of duration, yield curve, and sectors results in a defined set of parameters for the individual issues that fit the portfolio. As part of our high-quality strategy, the securities we purchase are U.S. Treasuries, agencies, agency issued 15- year and 20-year MBS, and corporate bonds rated A- or better by 2 rating agencies. We do not take any credit risk beyond ten years in order to contain volatility. The company does not utilize soft dollars, foreign companies/Yankees, high-yield securities, zero coupon bonds or derivatives in its strategies.

COMMUNITY SERVICE

The firm encourages community service and philanthropy. Many of our team members volunteer in the community and the firm has donated over \$2.2 million to over 45 non-profits since 2014. Most recently, we have purchased over 35,000 masks, gallons of hand sanitizer, cases of wipes and have donated over \$100,000 for workers throughout the country during the COVID pandemic.

The characteristics shown are those of an actual portfolio that is representative of this strategy at a particular point in time. Individual portfolio characteristics may vary depending on the date shown as well as client-imposed restrictions, cash flows, etc. This information is supplemental to performance information. The composite disclosure is available on page 2.

GARCIA HAMILTON & ASSOCIATES, L.P.

FIXED INCOME – GOVERNMENT/CREDIT COMPOSITE RETURNS

COMPARATIVE ANNUALIZED RATES OF RETURN

For Periods Through June 30, 2021

| | QTD | YTD | 1 Yr | 3 Yr | 5 Yr | 7 Yr | 10 Yr | 15 Yr | Inception ¹ |
|--|-------|--------|--------|-------|-------|-------|-------|-------|------------------------|
| Fixed Income – Government Credit (Gross of Fees) | 1.77% | -2.69% | -1.09% | 5.31% | 3.28% | 3.85% | 4.61% | 5.73% | 5.31% |
| Fixed Income – Government Credit (Net of Fees) | 1.73% | -2.76% | -1.24% | 5.12% | 3.09% | 3.65% | 4.39% | 5.50% | 5.09% |
| Bloomberg Barclays US Government/Credit | 2.42% | -1.96% | -0.39% | 5.95% | 3.31% | 3.56% | 3.71% | 4.58% | 4.23% |

¹Inception: December 31, 2004. Periods longer than 12 months are annualized.

FIXED INCOME – GOVERNMENT/CREDIT COMPOSITE (Disclosure Presentation as of December 31, 2020)

| Year End | Annual Composite Performance Results | | | | Standard Deviation (3-yr) ¹ | | Composite Assets | | Firm Assets | |
|----------|---------------------------------------|-------------------------------------|--|--------------------------|--|---|----------------------|--|---|------------------|
| | Gross Composite Total Return (% US\$) | Net Composite Total Return (% US\$) | Bloomberg Barclays US Government/Credit Index Return (%) | Composite Dispersion (%) | Composite (%) | Bloomberg Barclays US Government/Credit Index (%) | Number of Portfolios | Composite Assets Period End (US\$ mil) | Total Firm Assets Period End (US\$ mil) | % of Firm Assets |
| 2005 | 3.0 | 2.9 | 2.4 | NM | - | - | 1 | 101 | 4,152 | 2 |
| 2006 | 4.0 | 3.8 | 3.8 | NM | - | - | 2 | 105 | 3,025 | 3 |
| 2007 | 8.4 | 8.2 | 7.2 | NM | - | - | 2 | 9 | 2,215 | <1 |
| 2008 | 6.8 | 6.5 | 5.7 | NM | - | - | 3 | 15 | 1,538 | <1 |
| 2009 | 8.8 | 8.5 | 4.5 | NM | - | - | 3 | 15 | 1,939 | <1 |
| 2010 | 8.1 | 7.8 | 6.6 | NM | - | - | 2 | 11 | 2,382 | <1 |
| 2011 | 6.1 | 5.9 | 8.7 | NM | 3.8 | 3.4 | 2 | 13 | 2,704 | <1 |
| 2012 | 11.5 | 11.2 | 4.8 | NM | 3.4 | 3.0 | 2 | 14 | 3,227 | <1 |
| 2013 | -0.2 | -0.5 | -2.4 | NM | 3.7 | 3.2 | 2 | 12 | 3,387 | <1 |
| 2014 | 8.5 | 8.2 | 6.0 | NM | 3.2 | 3.0 | 1 | 6 | 4,962 | <1 |
| 2015 | 0.8 | 0.6 | 0.2 | NM | 3.6 | 3.3 | 3 | 93 | 6,340 | 1 |
| 2016 | 3.0 | 2.8 | 3.1 | NM | 3.8 | 3.5 | 4 | 138 | 8,016 | 2 |
| 2017 | 4.2 | 4.0 | 4.0 | NM | 3.6 | 3.3 | 5 | 145 | 10,071 | 1 |
| 2018 | 0.6 | 0.4 | -0.4 | NM | 3.0 | 3.2 | 5 | 163 | 12,590 | 1 |
| 2019 | 8.9 | 8.7 | 9.7 | 0.5 | 3.0 | 3.3 | 10 | 484 | 14,997 | 3 |
| 2020 | 9.2 | 9.0 | 8.9 | 1.0 | 3.9 | 4.0 | 11 | 659 | 16,726 | 4 |

²Historical information not required prior to 2011. NM = Not statistically meaningful due to an insufficient number of portfolios in the composite for the entire year. Creation Date: 4/1/2006.

Source: Bloomberg Barclays

The GH&A Fixed Income – Government/Credit Composite is comprised of fully discretionary, fee paying institutional portfolios, including those portfolios no longer with the firm. The Fixed Income – Government/Credit investment philosophy utilizes high-quality U.S. investment grade fixed income securities. To help control risk, the portfolios purchase spread product (non-Treasuries) with less than 10-year maturities, 15-year and 20-year Agency Guaranteed Mortgage-Backed securities and Corporate Bonds rated a minimum of single “A-”. The portfolios do not contain derivatives and do not employ leverage. The duration exposure is generally managed within a +/- 10% band around the Bloomberg Barclays US Government/Credit Index and a maximum of +/- 25% in extreme market environments.

The composite benchmark is the Bloomberg Barclays US Government/Credit Index. The benchmark is used for comparative purposes only and generally reflects the risk or investment style of the product. The account minimum for the composite is \$2.0 million.

Garcia Hamilton & Associates, L.P., (GH&A) claims compliance with the Global Investment Performance Standards (GIPS®) and has prepared and presented this report in compliance with the GIPS standards. GH&A has been independently verified for the periods January 1, 1993, through December 31, 2015, by Ashland Partners & Company LLP and from January 1, 2016, through December 31, 2019, by ACA Performance Services, LLC. The verification reports are available upon request. Verification assesses whether (1) the firm has complied with all the composite construction requirements of the GIPS standards on a firm-wide basis and (2) the firm’s policies and procedures are designed to calculate and present performance in compliance with the GIPS standards. Verification does not ensure the accuracy of any specific composite presentation.

Returns presented include the reinvestment of all income. The net of fees performance results are calculated based on actual fees. The standard fee schedule is: 0.25% of the first \$25 million, 0.20% of the next \$25 million, 0.18% of the next \$50 million, 0.15% of the next \$100 million, and 0.12% of the balance. GH&A is an investment management firm registered under the Investment Advisers Act of 1940. GH&A was known as Davis Hamilton Jackson & Associates prior to June 30, 2010. Past performance is no guarantee of future results. A complete list and description of firm composites is available upon request.

Policies for valuing portfolios, calculating performance, and preparing compliant presentations are available upon request. Composite dispersion is calculated using an asset value-weighted standard deviation of annual gross returns of those portfolios included in the composite the entire year. Standard deviation is presented as a 3-year annualized standard deviation measure of risk using monthly gross returns as of each annual period end.

Pensions & Investments ★★ 2020 ★★
BEST PLACES TO WORK
IN MONEY MANAGEMENT
 MULTIYEAR WINNER
 2016 ★ 2017 ★ 2018 ★ 2019

Signatory of:
PRI Principles for Responsible Investment

HOUSTON BUSINESS JOURNAL
BPTW
 2018 BEST PLACES TO WORK

Fundmap
 Institutional Asset Management Awards 2018
Winner
 US Fixed Income Manager
 Garcia Hamilton & Associates

2016 Investor
 U.S. INVESTMENT MANAGEMENT AWARDS
 Intermediate-Term Fixed Income
MANAGER OF THE YEAR

2015 Investor
 U.S. INVESTMENT MANAGEMENT AWARDS
 INTERMEDIATE-TERM FIXED INCOME
MANAGER OF THE YEAR

Institutional Investor Awards
 2014
 FIXED INCOME INVESTMENT GRADE
MANAGER OF THE YEAR

Emerging Manager Monthly
 2010
 Core Fixed Income
Manager of the Year

Awards/rankings may not represent client experiences and are not indicative of future performance.

Go to www.garciahiltonassociates.com/awards/ for additional information on each award.

Five Houston Center 1401 McKinney St. Suite 1600 Houston, TX 77010 Tel: 713-853-2322 Fax: 713-853-2300 www.GarciaHamiltonAssociates.com

For more information, please contact: Ruby Muñoz Dang Tel: 713-853-2359 E-mail: Ruby@GarciaHamiltonAssociates.com

www.facebook.com/Gilbert.Andrew.Garcia www.twitter.com/Gilbert_Garcia_ www.instagram.com/GilbertAndrewGarcia www.linkedin.com/in/RubyMunozDang/