

GARCIA HAMILTON & ASSOCIATES, L.P.

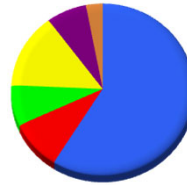
FIXED INCOME – SHORT DURATION GOVERNMENT/CREDIT

FIRM BACKGROUND

Founded in 1988, Garcia Hamilton & Associates (GH&A) offers high quality fixed income strategies for institutional investors. Its diversified client base includes public funds, jointly trusteeed plans, endowments and corporations. GH&A is a limited partnership and presently manages approximately \$13 billion in assets. The firm is 100% employee-owned by nine internal partners, with approximately 91% held by minority and women partners, and is certified as a MBE firm.

CLIENT TYPE

\$ Millions



Client Type	Percentage	Assets (\$ Millions)
Public	59%	\$7,419
Jointly Trusteed	9%	\$1,159
Endowment/Foundation	8%	\$957
Corporate	14%	\$1,773
Mutual Fund	7%	\$902
Other	3%	\$380

As of 12/31/2018

FIXED INCOME PORTFOLIO PHILOSOPHY

GH&A's fixed income philosophy is based on preserving capital, limiting volatility, and maintaining liquidity with a high current return. This philosophy is integral to the Fixed Income-Short Duration Government/Credit product which is a U.S. broad market strategy that is benchmarked to the Bloomberg Barclays 1-3 Year Govt./Credit Index.

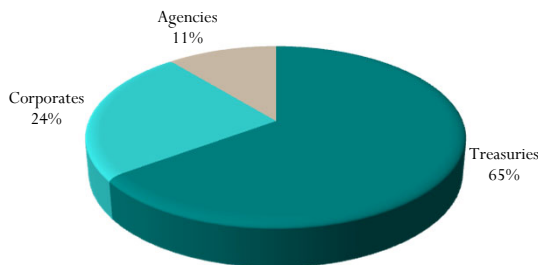
GH&A primarily adds value through sector rotation and limited interest rate anticipation. The universe from which we select securities is comprised of U.S. Treasuries, federal agency securities, short maturity mortgage-backed securities, and high quality corporate bonds rated a minimum of A- by at least two rating services. Based on our interest rate outlook, GH&A determines the Portfolio's duration within a range of .25 to 2.25. The range is skewed to protect principal at all times. In addition, on average we have 30-40 holdings in a portfolio with a maximum maturity of 5 years for any individual issue. However, at times the number of holdings may be higher than average due to current market conditions. Furthermore, GH&A does not invest in non-dollar bonds, Yankees, high yield securities, zero coupon bonds or derivatives in its strategies. Likewise, the strategy does not utilize any leverage.



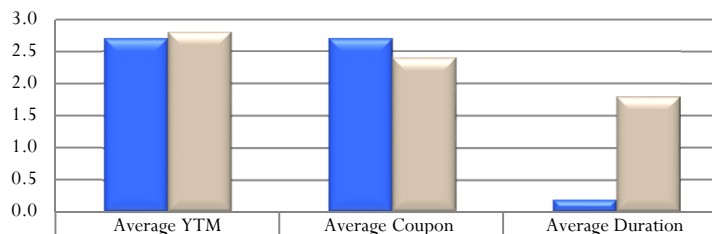
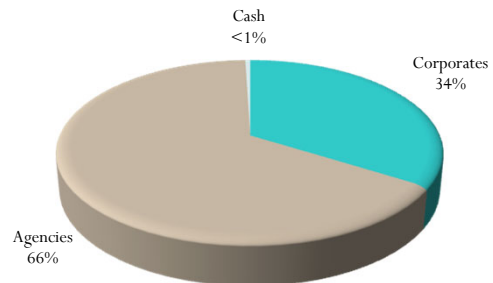
FIXED INCOME – SHORT DURATION GOVERNMENT/CREDIT REPRESENTATIVE PORTFOLIO CHARACTERISTICS

As of December 31, 2018

Bloomberg Barclays 1-3 Year Govt./Credit



Portfolio



	Average YTM	Average Coupon	Average Duration
Portfolio	2.7	2.7	0.2
Bloomberg Barclays 1-3 Year Govt.	2.8	2.4	1.8

The characteristics shown are those of an actual portfolio that is representative of this strategy at a particular point in time. Individual portfolio characteristics may vary depending on the date shown as well as client-imposed restrictions, cash flows, etc. This information is supplemental to performance information. The composite disclosure is available on page 2.

Awards/rankings may not represent client experiences and are not indicative of future performance. Go to www.garciahiltonassociates.com/awards/ for additional information on each award.

GARCIA HAMILTON & ASSOCIATES, L.P.

FIXED INCOME – SHORT DURATION GOVT./CREDIT COMPOSITE RETURNS

COMPARATIVE ANNUALIZED RATES OF RETURN

For Periods Through December 31, 2018

	QTD	1 Yr	2 Yrs	3 Yrs	5 Yrs	Inception*
GH&A (Gross of Fees)	0.72%	1.82%	1.73%	2.02%	1.83%	1.87%
GH&A (Net of Fees)	0.69%	1.73%	1.65%	1.94%	1.76%	1.79%
Bloomberg Barclays 1-3 Year Govt./Credit	1.18%	1.60%	1.22%	1.24%	1.03%	1.01%

*Inception September 30, 2013. Periods longer than 12 months are annualized.

FIXED INCOME – SHORT DURATION GOVERNMENT/CREDIT COMPOSITE (Disclosure Presentation as of December 31, 2017)

Year End	Annual Composite Performance Results				Standard Deviation (3-yr)**		Composite Assets		Firm Assets	
	Gross Composite Total Return (% US\$)	Net Composite Total Return (% US\$)	Bloomberg Barclays 1-3 Year Gov't/Credit Index Return (%)	Composite Dispersion (%)	Composite (%)	Bloomberg Barclays 1-3 Year Gov't/Credit Index (%)	Number of Portfolios	Composite Assets Period End (US\$ mil)	Total Firm Assets Period End (US\$ mil)	% of Firm Assets
2013*	0.6	0.6	0.2	NM	-	-	3	92	3,387	3
2014	2	1.9	0.8	NM	-	-	1	72	4,962	1
2015	1.1	1.1	0.7	NM	-	-	2	98	6,340	2
2016	2.6	2.5	1.3	NM	1.1	0.8	1	165	8,016	2
2017	1.6	1.6	0.8	NM	1	0.7	3	286	10,071	3

*Inception (10/1/13) through 12/31/13. NM = Not statistically meaningful due to an insufficient number of portfolios in the composite for the entire year.

Source: Barclays Live

The GH&A Fixed Income-Short Duration Government/Credit Composite is comprised only of fully discretionary, fee paying institutional portfolios, including those portfolios no longer with the firm. The Fixed Income- Short Duration Government/Credit investment product will generally invest in high quality securities such as U.S. Treasuries, Agency debentures, 15-year Agency Guaranteed Mortgage-Backed securities and Corporate Bonds rated a minimum of single "A". The portfolios will generally operate within a duration range of 1.75 to 2.25 years. The portfolios do not contain derivatives and do not employ leverage.

The composite benchmark is the Bloomberg Barclays Capital 1-3 Year Government/Credit Index. The benchmark is used for comparative purposes only and generally reflects the risk or investment style of the product. The minimum portfolio size for inclusion in the composite is \$2.0 million. The composite creation date is January 1, 2014.

Garcia Hamilton & Associates, L.P. (GH&A) claims compliance with the Global Investment Performance Standards (GIPS®) and has prepared and presented this report in compliance with the GIPS standards. GH&A has been independently verified for the periods January 1, 1993 through December 31, 2015 by Ashland Partners & Company LLP and from January 1, 2016 through June 30, 2017 by ACA Performance Services, LLC. The verification reports are available upon request. Verification assesses whether (1) the firm has complied with all the composite construction requirements of the GIPS standards on a firm-wide basis and (2) the firm's policies and procedures are designed to calculate and present performance in compliance with the GIPS standards. Verification does not ensure the accuracy of any specific composite presentation.

GH&A is defined as an independent investment management firm registered under the Investment Advisers Act of 1940 and prior to June 30, 2010, was known as Davis Hamilton Jackson & Associates, L.P. GH&A has chosen not to claim compliance prior to January 1, 1993. A complete list and description of firm composites is available upon request. Past performance is no guarantee of future results.

The U.S. dollar is the currency used to express performance. Returns presented above are gross and net of management fees and include the reinvestment of all income. The net of fees performance results are calculated based on actual fees. The management fee schedule for this composite is as follows: 0.16% of the first \$25 million, 0.14% of the next \$25 million, 0.12% of the next \$50 million, 0.11% of the next \$100 million, and 0.10% of the balance. Actual investment advisory fees incurred by clients may vary.

Additional information regarding policies for valuing portfolios, calculating performance, and preparing compliant presentations are available upon request. Composite dispersion is calculated using an asset value-weighted standard deviation of annual gross returns of those portfolios included in the composite the entire year. The 3 year annualized standard deviation will be shown beginning December 31, 2016 when 36 months of composite performance is available.